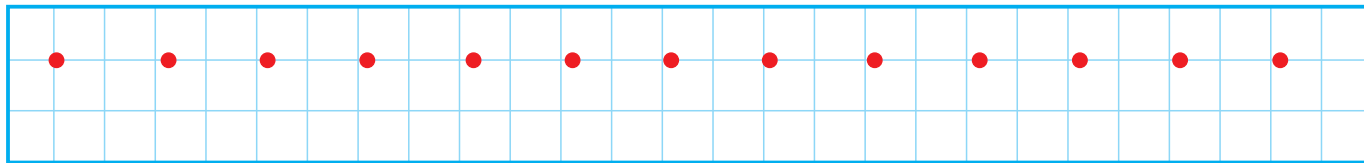
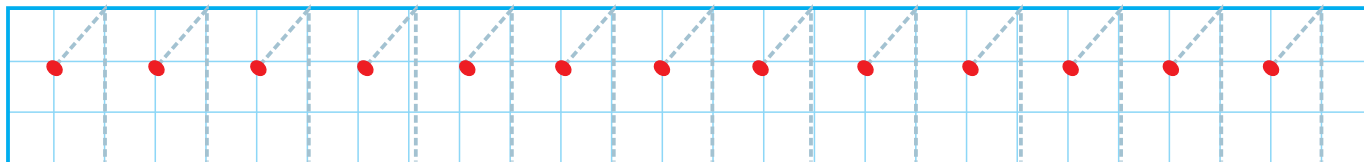
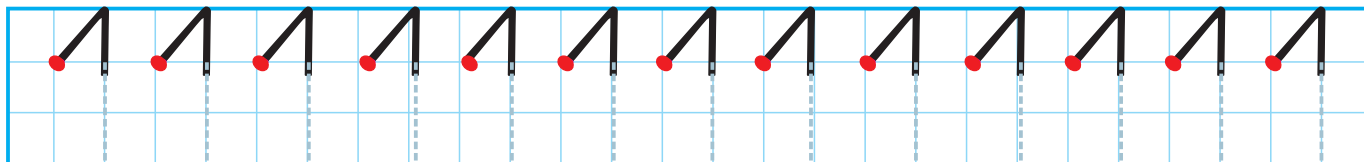
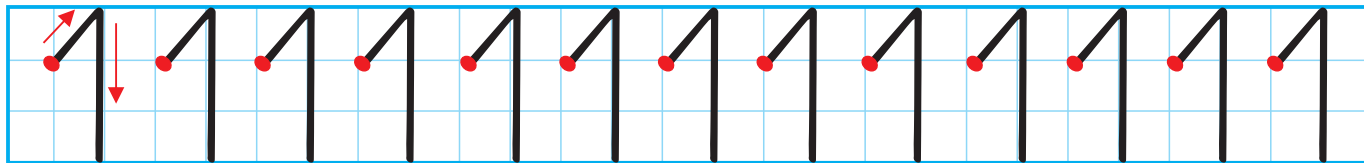


Actividad 1



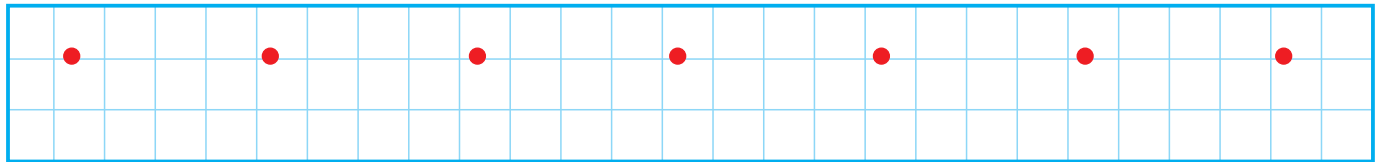
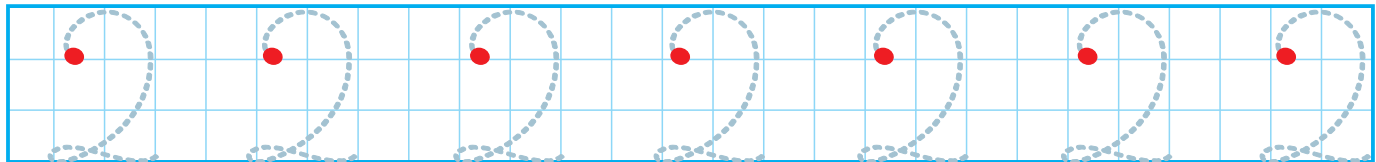
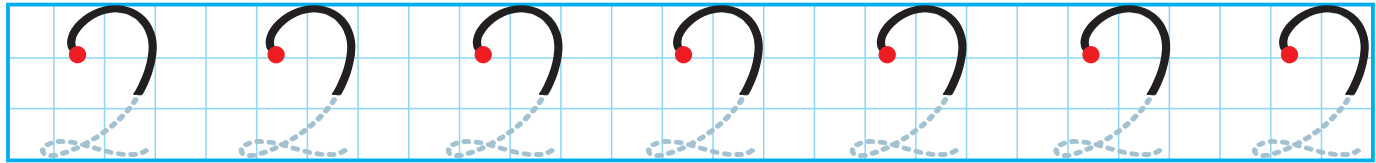
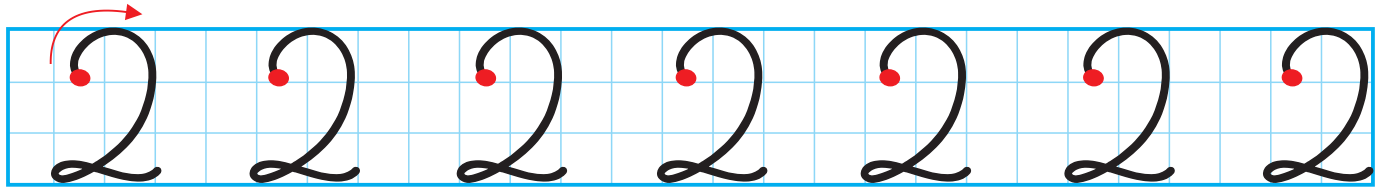
Repisa, completa y escribe el número de acuerdo con la instrucción.



Actividad 2



Repisa, completa y escribe el número de acuerdo con la instrucción.



Actividad 3



Repisa, completa y escribe el número de acuerdo con la instrucción.

Actividad 4



Repisa, completa y escribe el número de acuerdo con la instrucción.

Handwriting practice grid for the number 4. The grid consists of four rows of blue-lined boxes. The first row contains nine solid black numbers '4'. The first '4' has red arrows indicating the stroke order: a vertical line down, followed by a horizontal line to the right. The second row contains nine numbers '4', where the vertical stem is solid black and the horizontal top bar is dashed. The third row contains nine dashed numbers '4' for tracing. The fourth row contains nine red dots on the top line, serving as starting points for independent writing.

Actividad 5



Repisa, completa y escribe el número de acuerdo con la instrucción.

Handwriting practice grid for the number 5. The grid consists of four rows of ten boxes each, separated by blue lines. The first row contains solid black numbers '5'. The second row contains dashed numbers '5' for tracing. The third row contains dashed numbers '5' for tracing. The fourth row is empty for independent writing. A red arrow in the first box of the first row indicates the starting point and direction of the stroke.

Actividad 6



Repisa, completa y escribe el número de acuerdo con la instrucción.

